

topshelforthopedics.com
Phone: 866.592.0488 • Fax: 209.834.8832
Tracy, CA 95304
1851 East Paradise Road, Suite A



Universal Thumb Splint

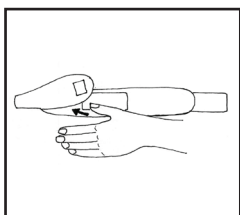
Instructions For Use

Please read these instructions completely and carefully before applying the product. Correct application of the product is important for proper function.

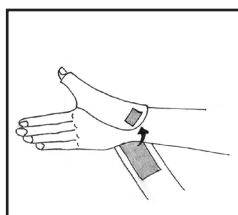


Universal Thumb Splint

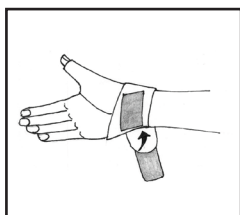
Please read these instructions completely and carefully before applying the product. Correct application of the product is important for proper function.



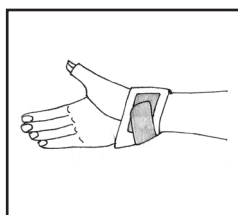
1. Insert thumb into splint as shown.



2. While pulling to apply slight tension to the brace strap, wrap brace strap around wrist until loop has engaged the hook.



3. Continue to wrap brace strap around wrist, while maintaining slight tension.



4. Attach hook tab to loop, to secure brace.

Use and Care: Hand wash in cold water using mild soap. Rinse thoroughly, dry with a towel then air dry only. If not rinsed thoroughly, soap residue may cause skin irritation and material breakdown.

Warning: This product is to be used under the supervision of a medical professional. This device is not intended for unsupervised public use. If you experience any pain, swelling, sensation changes, or any unusual reaction while using this product, consult your medical professional immediately.

Warning: Neoprene supports should not be worn by individuals with known susceptibility to dermatitis or allergies to neoprene.

Notice: This product does not contain latex.

Warranty: Top Shelf Orthopedics guarantees this product to be free of defects in material and construction for a period of 6 months from the date of purchase.