

Phone: 866.592.0488 • Fax: 209.834.8832
Tracy, CA 95304
1851 East Paradise Road, Suite A



Pro Wrap Wrist Instructions For Use

Please read these instructions completely and carefully before applying this product. Correct application is important for proper function of this brace.



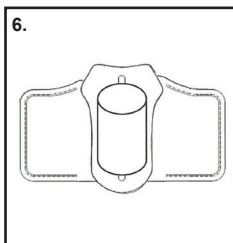
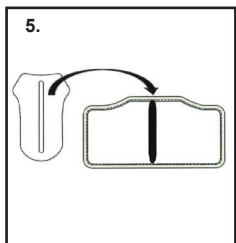
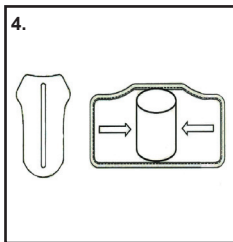
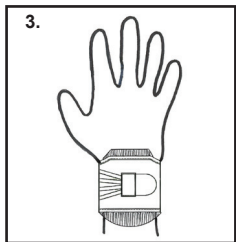
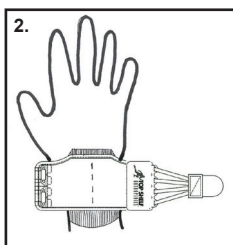
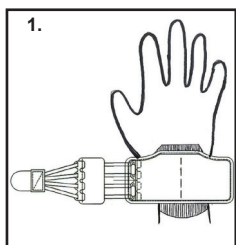
Pro Wrap Wrist

Instructions For Use

Please read these instructions completely and carefully before applying this product. Correct application is important for proper function of this brace.

Indications: Reduce hyperextension of wrist, wrist sprain, strain, wrist instability.

Application Instructions:



1. Release lacer assembly (logo tab with laces attached) and insert hand into neoprene cuff with the flat portion of the foam inserts facing towards the fingers.
2. Wrap the lacer assembly around the front of the wrist and attach it to the opposite fabric cuff- adjust it so that when tensioned there is a 2" opening between the plastic lacer guides on the front of the wrist.
3. Secure the bullet nosed hook tab to the backside of the fabric cuff. Once fitted you will not need to release the lacer assembly to re-apply the brace, simply release the bullet nosed tab and insert hand.

To remove or insert the foam pads:

4. With the lacer assembly disengaged and the brace oriented so that the fabric collar is face down on a surface - squeeze the neoprene tube from both sides to flatten the material
5. With the flat surface of the foam pad towards the contoured side of the wrist cuff, insert the flattened neoprene fabric into the foam slot. Insert one or both of the supplied pads for your desired amount of stiffness.
6. Pull the neoprene through the slot and insert wrist to apply brace. Follow directions 1-3 above to secure the Pro Wrap Wrist.

Use and Care:

Hand wash the liner with mild soap and water and lay out to dry. Do NOT machine dry.

Notes:

For single patient use only.

Warning:

This product is to be used under the supervision of a medical professional. If you experience any pain, swelling, sensation changes, or any unusual reactions while using this product, consult your medical professional immediately.

Warranty:

Top Shelf Orthopedics guarantees this product to be free of defects in material and construction for a period of six months from the date of purchase.

Caution:

Federal Law (U.S.A.) restricts this device for sale by or on the order of a licensed healthcare professional.