



# Lace Up Ankle Brace

## Ankle Stabilizer

### Instructions for Use

Please read these instructions completely and carefully before applying this product. Correct application is important for proper function of this brace.

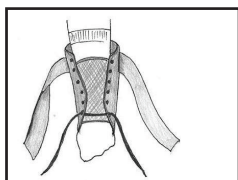


# Lace Up Ankle Brace

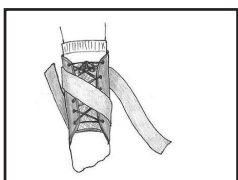
Please read these instructions completely and carefully before applying this product. Correct application is important for proper function of this brace.

Indications: Chronic ankle sprains & preventative use.

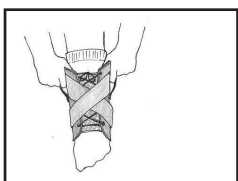
Note: Ankle brace should be worn with an athletic sock.



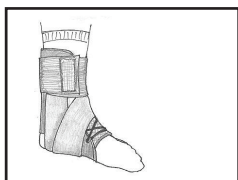
Before application loosen all straps and laces. Insert foot inside the boot portion of the brace, making sure to have the tongue of the brace on the top of your foot between your skin and the lacing. While seated and maintaining your ankle at a 90 degree angle, feed lacing through all eyelets and tighten.



Bring the inside (medial) stabilizing strap forward across the top of the foot and under the heel. Secure the stabilizing strap to the opposite side of the ankle using the loops provided if necessary. Repeat this process for the outside (lateral) strap.



Once both straps are secured ensure optimum performance and support by tensioning both straps at the same time while seated. Use the finger loops and pull up and away firmly on both straps, reapply straps to side of brace.



Secure the ankle brace with the elastic cuff closure over the tied laces and secured medial and lateral straps. Apply athletic shoes and wear as you would a pair of socks. Periodic adjustment to the tension of the brace may be necessary depending on your level of activity.

## Use and Care:

Hand wash in cold water using mild soap. Rinse thoroughly, and air dry.

If not rinsed thoroughly, soap residue may cause skin irritation and material breakdown.

## Warning:

This product is to be used under the supervision of a medical professional. This device is not intended for unsupervised public use. If you experience any pain, swelling, sensation changes, or any unusual reactions while using this product, consult your medical professional immediately.

## Warranty:

Top Shelf Orthopedics guarantees this product to be free of defects in material and construction for a period of six months from the date of purchase.

## Caution:

For single patient use only.