



Economy Hinge Knee Brace

Instructions For Use

Please read these instructions completely and carefully before applying this brace.

Correct application of the brace is important for proper function.

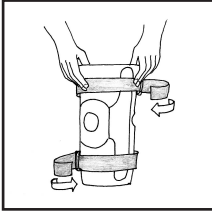


ECONOMY HINGE KNEE BRACE APPLICATION INSTRUCTIONS

Before applying the brace, please read these instructions completely and carefully.
Correct application is important to the proper functioning of the brace.

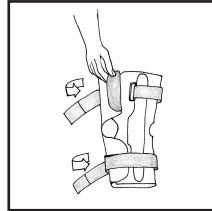
(loosen all straps prior to application)

Pull On



The pull on brace is applied by pulling the brace on with the patella (knee cap) cut out centered over the knee. After the brace is on the leg, tighten the straps firmly.

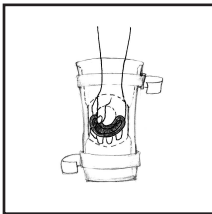
Wrap-Around



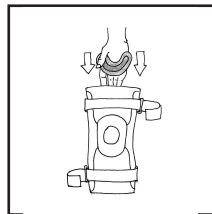
The wrap-around brace is applied with the closures in the front of the leg, and the patella (knee cap) cut out centered over the front of the knee. After the brace is on the leg, tighten the straps firmly.

Patella Buttress Adjustment

The brace may be worn with or without the patella buttress.



1. To remove the buttress reach inside the brace and gently pull away the buttress from the inside of the brace.



2. If the buttress is required it may be positioned based on the patient's needs. Slide the buttress with hook forward to allow it to engage on the loop, which is on the inside of the brace around the patella opening.

USE AND CARE

- Hand wash in cold water using mild soap, rinse thoroughly. **AIR DRY ONLY.** Hinges may be removed for washing. **Note:** If not rinsed thoroughly, residual soap may cause skin irritation and deterioration of the material.
- The brace may be used in fresh or salt water. Following use in water activities, drain thoroughly and rinse with clean, fresh water. **AIR DRY ONLY.**

WARNING: NEOPRENE SUPPORTS SHOULD NOT BE WORN BY INDIVIDUALS WITH KNOWN SUSCEPTIBILITY TO DERMATITIS OR ALLERGIES TO NEOPRENE BY-PRODUCTS. IF YOU EXPERIENCE ANY PAIN OR SWELLING, SENSATION CHANGES, OR ANY UNUSUAL REACTIONS WHILE USING THIS PRODUCT, CONSULT YOUR MEDICAL PROFESSIONAL IMMEDIATELY.

WARRANTY

Top Shelf guarantees this product to be free of defects in material and construction for a period of six months from date of purchase.